

GXA Series New!

- Endurance with ripple current : 3,000 hours at 125°C
- Rated voltage range : 400 & 450V_{dc}, Capacitance range : 220 to 820μF
- Suitable for the communication infrastructure power supply and other high temperature applications.
- Non solvent resistant type
- RoHS2 Compliant

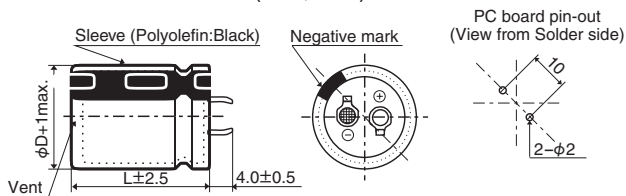


◆ SPECIFICATIONS

Items	Characteristics	
Category Temperature Range	-40 to +125°C	
Rated Voltage Range	400 & 450V _{dc}	
Capacitance Tolerance	±20% (M) (at 20°C, 120Hz)	
Leakage Current	I ≤ 3/CV Where, I : Max. leakage current (μA), C : Nominal capacitance (μF), V : Rated voltage (V) (at 20°C after 5 minutes)	
Dissipation Factor (tan δ)	Rated voltage (V _{dc})	400 & 450V
	tan δ (Max.)	0.20 (at 20°C, 120Hz)
Low Temperature Characteristics (Max. Impedance Ratio)	Rated voltage (V _{dc})	400 & 450V
	Z(-25°C)/Z(+20°C)	8 (at 120Hz)
Endurance	The following specifications shall be satisfied when the capacitors are restored to 20°C after subjected to DC voltage with the rated ripple current is applied (the peak voltage shall not exceed the rated voltage) for 3,000 hours at 125°C.	
	Capacitance change	≤ ±20% of the initial value
	D.F. (tan δ)	≤ 200% of the initial specified value
	Leakage current	≤ The initial specified value
Shelf Life	The following specifications shall be satisfied when the capacitors are restored to 20°C after exposing them for 1,000 hours at 125°C without voltage applied. Before the measurement, the capacitor shall be preconditioned by applying voltage according to Item 4.1 of JIS C 5101-4.	
	Capacitance change	≤ ±15% of the initial value
	D.F. (tan δ)	≤ 150% of the initial specified value
	Leakage current	≤ The initial specified value

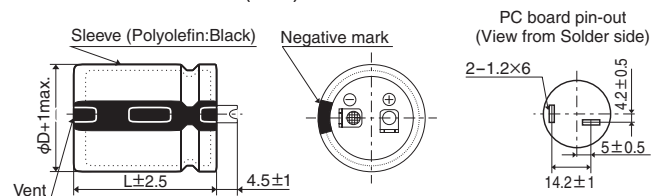
◆ DIMENSIONS [mm]

- Terminal Code : VS (φ30, φ35) : Standard

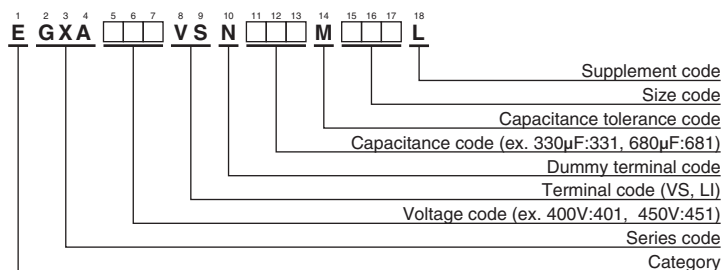


The standard design has no plastic disc.

- Terminal Code : LI (φ35)



◆ PART NUMBERING SYSTEM



Please refer to "Product code guide (snap-in type)"

◆STANDARD RATINGS

WV (V _{dc})	Cap (μF)	Case size φD×L(mm)	tan δ	Rated ripple current (Arms/ 125°C, 120Hz)	Part No.	WV (V _{dc})	Cap (μF)	Case size φD×L(mm)	tan δ	Rated ripple current (Arms/ 125°C, 120Hz)	Part No.
400	270	30 × 30	0.20	1.24	EGXA401VSN271MR30L	450	220	30 × 30	0.20	1.12	EGXA451VSN221MR30L
	330	30 × 35	0.20	1.41	EGXA401VSN331MR35L		270	30 × 35	0.20	1.27	EGXA451VSN271MR35L
	330	35 × 30	0.20	1.48	EGXA401VSN331MA30L		270	30 × 40	0.20	1.31	EGXA451VSN271MR40L
	390	30 × 40	0.20	1.57	EGXA401VSN391MR40L		270	35 × 30	0.20	1.34	EGXA451VSN271MA30L
	390	30 × 45	0.20	1.61	EGXA401VSN391MR45L		330	30 × 45	0.20	1.48	EGXA451VSN331MR45L
	390	35 × 35	0.20	1.64	EGXA401VSN391MA35L		330	35 × 35	0.20	1.51	EGXA451VSN331MA35L
	470	30 × 50	0.20	1.80	EGXA401VSN471MR50L		390	30 × 50	0.20	1.64	EGXA451VSN391MR50L
	470	35 × 40	0.20	1.86	EGXA401VSN471MA40L		390	35 × 40	0.20	1.70	EGXA451VSN391MA40L
	560	30 × 55	0.20	2.01	EGXA401VSN561MR55L		470	30 × 55	0.20	1.84	EGXA451VSN471MR55L
	560	30 × 60	0.20	2.04	EGXA401VSN561MR60L		470	30 × 60	0.20	1.87	EGXA451VSN471MR60L
	560	35 × 45	0.20	2.08	EGXA401VSN561MA45L		470	35 × 45	0.20	1.91	EGXA451VSN471MA45L
	680	35 × 50	0.20	2.34	EGXA401VSN681MA50L		560	35 × 50	0.20	2.13	EGXA451VSN561MA50L
	680	35 × 55	0.20	2.39	EGXA401VSN681MA55L		560	35 × 55	0.20	2.17	EGXA451VSN561MA55L
820	35 × 60	0.20	2.67	EGXA401VSN821MA60L	680	35 × 60	0.20	2.43	EGXA451VSN681MA60L		

◆RATED RIPPLE CURRENT MULTIPLIERS

● Frequency Multipliers

Frequency(Hz)	50	120	300	1k	10k	50k
400 & 450V _{dc}	0.77	1.00	1.16	1.30	1.41	1.43